



**BASEBALL**  
QUEENSLAND



# 23

**ANNUAL REPORT**

## **CONTENTS**

- 3 BOARD OF MANAGEMENT, LIFE MEMBERS AND STAFF**
- 4 COMMISSIONER REPORT**
- 6 BASEBALL QUEENSLAND STRATEGIC PLAN**
- 7 CHIEF EXECUTIVE OFFICER REPORT**
- 11 PERFORMANCE PROGRAM REPORT**
- 16 PLAYER DEVELOPMENT REPORT**
- 18 GAME DEVELOPMENT REPORT**
- 19 CLUB SUPPORT REPORT**
- 21 DIGITAL MEDIA REPORT**
- 22 FINANCE REPORT**

## BOARD OF MANAGEMENT

### **CHRIS NORRIE**

*Commissioner*

### **DAVID BADKE**

*Deputy Commissioner  
Director (Game Development)*

### **BRENDAN VASSALLO**

*Director (Finance)*

### **RODNEY GAUNT**

*Director (Administration & Communication)*

### **ANDY UTTING**

*Director (Player Development)*

### **ANDREA MARSHALL**

*Director (Projects, Diversity & Inclusion)*

### **DANIEL WHITE**

*Director (Member Services & Events)*

## STAFF

### **GARETH JONES**

*Chief Executive Officer*

### **SHAYNE WATSON**

*Performance Program Manager*

### **NICK BACHONO**

*Player Development Coordinator*

### **DANIEL SPIERS**

*Game Development Manager*

### **NICK WYLLIE**

*Club Support Coordinator*

### **AKANE HATAI**

*Digital Media Manager*

### **DANICA TROTTER**

*Administration*

## LIFE MEMBERS

**NEVILLE BROCKIE**

**KEVIN CANTWELL**

**ANNE KIPPIN**

**KEN MONCRIEFF**

**BRUCE MUTCH**

**DELL TOWNSEND**

**TIM BASSINGTHWAIGHTE** *(deceased)*

**JOHN O. HARRIS** *(deceased)*

**KEL MACBETH** *(deceased)*

## COMMISSIONER OF BASEBALL QUEENSLAND INC REPORT

As we come to the end of my three-year tenure, it is opportune to look back and reflect on the progress we have made in that time – and it is hard to not be proud of the journey.

At the end of 2020, we were reeling from many tens of thousands of dollars in lawyers' fees; broken relationships with our two most important stakeholders, the Bandits and Baseball Australia; two adverse tribunal findings against us; a dysfunctional board; and a brand-new, first-time, acting CEO. There was no guarantee the Department of Tourism, Innovation and Sport or even Baseball Australia would not move in and take over.

Today, it is very much a different picture.

We now enjoy a stable environment – in every sense of the word. The majority of our board has been in place for three years, and our collective skills and competencies are, by many standards, quite adequate. Financially, we are in a very strong place: we have steadfastly resisted any increase to capitation fees through the pandemic and following – and have actually expanded our service delivery capability through the appointment of 5 new staff. Our relationship with our key stakeholders has never been better: not only do we interact with representatives from the Bandits and Baseball Australia on a regular basis, we have formal agreements in place with both and actually share staff – again, keeping our costs down. The progress that has been made across risk assessment, equity and diversity, player pathways and volunteer recognition has been sector-leading, to the point where we are being used as an exemplar for other states and sports.

Yet, it hasn't come without growing pains. We consistently struggle with true cross-sector representation, as many of us in decision-making positions are reluctant to step outside our own club, or interest area, and advocate for all the sport. This is – and will remain – a weakness. As a relatively small sport, we have always struggled with getting the best quality nominees for regional and board positions – most of the really good operators are doing great work at the club level and are resistant to leaving those roles.

As a collective, we can't be afraid of change, or even failure. I have been involved in baseball administration since 1991 – and, although I knew what worked way back then, there is no guarantee that those somewhat ancient methods would be appropriate today (and in many cases, they are not). Also, we don't live in a climate where our sport has cultural currency, so there is always the battle of recruiting quality athletes, who would normally find themselves gravitating toward the profile sports of football, cricket or netball. And keeping them remains the greatest challenge of all. That is why we need to have as many voices as we can get. Voices mean ideas, and ideas mean progress.

So, where to next? I believe our single-greatest opportunity lies in our product. We have a fast, skilful, exciting and short game that enables relatively easy recruitment against summer sports. The sport's adaptability gives it its flexibility – we can play at night, on any surface, with all age and ability groups, by modifying the rules, the equipment, the parameters. It truly is a flexible game. Our ability to accommodate these variations will dictate our ability to expand playing opportunities and thus increase membership. Let's look at more Division 2 and 3 junior games and tournaments; let's explore the Baseball5 phenomenon; let's create a demand.

Conversely, our greatest threat is our reliance on external funding. Presently, a little less than half our income comes from state government grants, in return for successfully running our programs and meeting their governance standards. A simple, if ambitious, goal would be to be self-reliant; to develop a suite of donors and revenue-generating activities and programs that brings income to the organisation (and not from the pockets of our members). Again, our game could provide access here, if: we access specialist skills (that we don't presently possess to any meaningful level on the board or in the office) to procure sponsorship for any and all of our activities; we develop a pro-active inbound





tour program; we create a business plan to develop our own multi-purpose state facility that could be let out to the Bandits, as well as be structurally adaptable to be used for all our events as well as for conventions, exhibitions, events and concerts. A well-designed facility could not only provide us with a great international venue for baseball, but a money-generating enterprise for the future.

Our own venue would likely also assist us in our lobbying the state government for baseball to be included in the Olympics. There is significant impetus for baseball at Los Angeles 2028 (and for softball at every Olympics), but there won't be a lot of money in the state's facility budget for 2032, and the creation of at least a footprint by 2028 will do a lot for our chances in getting Baseball over the line (and guarantee ongoing funding from the QAS for our Performance Pathway Program). We would, of course, lean on our partners QSport, the Bandits, Baseball Australia, and the Queensland Olympic Committee – and that is why these relationships are so important.

Lofty goals, sure. Achievable – absolutely. But for now, we must consolidate the gains we have made and ensure all the basics are operating as anticipated before we tackle the big-ticket items. That means fully embedding our staff into our programs and projects, continuing to look to expand playing and recruiting opportunities, and investing in our people and products. It means continuing to work to put in place processes that enable best-practice: like our Heritage Advisory Panel (responsible for re-establishing the Hall of Fame and Annual Awards Night); the Equity, Diversity and Inclusion Advisory Council – doing great things in creating opportunities for often-forgotten sectors; the Tournament Advisory Panel; and other committees, panels and working groups that, thanks to the myriad volunteers and contributors, have enabled us to take such big steps in such a short time – and continue to do so.

To that end, I would like to thank my fellow board members – David Badke, Rodney Gaunt, Andrea Marshall, Brendan Vassallo, Daniel White, Andy Utting – for their continued hard work and diligence to the progress of the organisation. We haven't always agreed, but we can disagree respectfully and get the best result in the end.

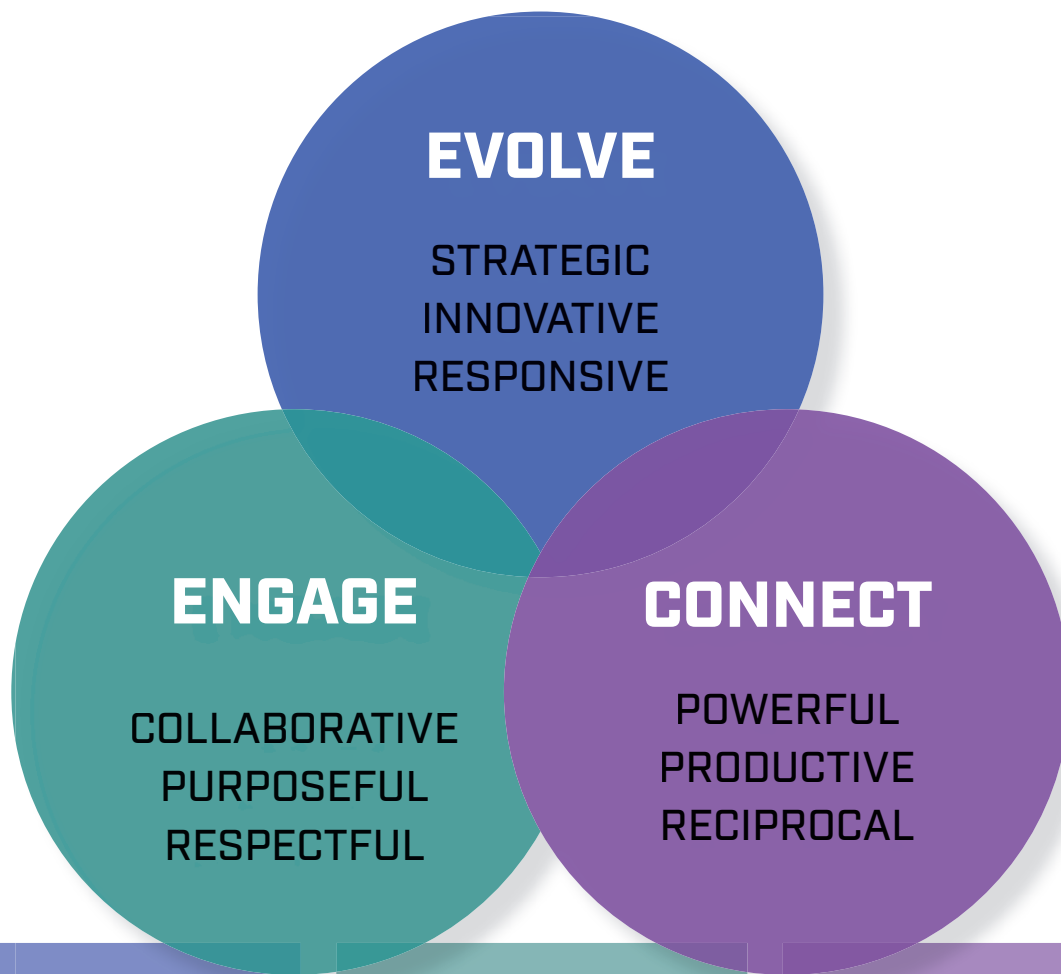
I also extend – on your behalf – our thanks to our staff, led by Gareth Jones – Shayne Watson, Nick Bachono, Nick Wyllie, Danica Trotter, Daniel Spiers and Akane Hatai. The work you do has been exemplary, and we all look forward to great things moving forward.

And to you – the mum, dad, player, volunteer: we can't do it without you. Please continue to put your hand up and contribute, in any way you can, for it is your sport. Encourage those around you, also – for it is your commitment, your voice, your passion that drives us forward.

## **CHRIS NORRIE**

Commissioner | BASEBALL QUEENSLAND

## BASEBALL QUEENSLAND STRATEGIC PLAN



### EVOLVE

- Strategically develop and diversify playing opportunities.
- Create innovative approaches to develop and sustain the delivery of baseball in Queensland.
- Respond to proactive evaluation of experiences of the baseball community.

### ENGAGE

- Collaborate effectively with current and potential stakeholders with a view to developing productive partnerships.
- Create innovative methods of promoting baseball as a sport of choice to the broader community.
- Influence the baseball community to develop and sustain a culture that promotes respect, diversity and inclusion.

### CONNECT

- Communicate with the broader community in a way that connects with impact and influence.
- Create and enact systems and processes to ensure productive and high quality service delivery.
- Connect and consult with the baseball community to co-develop a sustainable future.

## CHIEF EXECUTIVE OFFICER REPORT OF BASEBALL QUEENSLAND INC

I am pleased to present the annual report of Baseball Queensland for the fiscal year ending June 2023. It has been an eventful and productive year for our organisation, marked by achievements, challenges, and the collective efforts of our dedicated members.

We are pleased to report continued increases in our membership base year on year. This growth is a testament to the hard work put in by our volunteers, coaches, and administrators and their efforts in delivery of targeted recruitment initiatives delivered at key times of the year. Reports of some clubs facing capacity constraints due to facility access and playing or training space are reportedly impacting on the growth of some clubs. Our club support services offer an opportunity for clubs to engage with support to address these types of challenges.

We have focused on enhancing member engagement through various initiatives, including workshops, award presentations, improved communication and engagement through social media and social events like our Hall of Fame Awards dinner. The Heritage Advisory Panel are already working through plans for next year's Hall of Fame event to continue to recognise excellence within our community. These efforts have led to increased participation and a stronger sense of community among our members.

Our youth development programs have continued to improve, with a notable increase in participation across all age groups. This year, we introduced several initiatives including the Emerging Athlete Program and youth Futures Leagues, aimed at nurturing young talent and providing them with the opportunities to develop the skills to excel in the sport. The strength of our youth development and performance programs showcased by the success of the U18 Queensland team, Youth Women Queensland team and the Youth Women Development team – the Queensland Crocs (Barclay Cup Tournament) – winning their respective Championship events. Congratulations to all those involved.



Many of the Leagues throughout Queensland saw more teams participate this year, demonstrating the growing popularity of baseball in Queensland. We introduced new divisions such as Intermediate League local league play and formats to cater to a wider range of players and skill levels. While leagues in Cairns suffered an unusually long wet season, these winter season leagues managed to conclude their seasons recently with their respective Championship games.

Significant progress has been made in planning for improvements to Bannister Park to ensure a safe and conducive environment for players, coaches, and spectators. A facility planning process is underway to ensure the facility continues to meet the needs of all facility users including our performance programs.

We are grateful for the continued support of our sponsors and partners including the Queensland Government, Leading Edge and Belgravia Apparel. Their contributions have been instrumental in funding various programs and initiatives that drive the growth of baseball in Queensland.



#### **QUEENSLAND GOVERNMENT**

Baseball Queensland continues to engage with the Queensland Government to assist in delivering strategic outcomes that contribute to the Queensland Government's Active Industry objectives. The support of the Queensland Government is gratefully acknowledged and integral to the operations of the organisation.



#### **BASEBALL AUSTRALIA**

The relationship with Baseball Australia (BA) has allowed both organisations to leverage funding opportunities to provide professional development opportunities and promotion to BQ Performance Program Manager Shayne Watson. Shayne has taken on an internship with the AIS's National Generation 2032 Coach program aimed at developing coaches for the 2032 Olympics. BA have also continued their funding support for National initiatives led by the State/Territory Associations.



#### **LEADING EDGE SPORTS**

As Baseball Queensland's preferred equipment supplier Leading Edge will have access to operate as a vendor at all BQ events. On site equipment vending adds to a more immersive experience for participants and supporters attending our events.



#### **BRISBANE BANDITS**

This relationship promises a collaborative approach to the development of baseball in Queensland to provide a range of opportunities for our community. Both organisations bring to the agreement not only a conviction to collaborate and a willingness to cooperate in good faith, but a wealth of knowledge and practical expertise – all of which will no doubt provide a solid foundation for the sport moving forward. The Futures League program is an example of this productive and important collaboration.



**ACCELERATION** coaches deliver on-field sessions aimed at improving athlete speed, strength and coordination. In addition to on-field sessions, all athletes in both our State Development and Emerging Squads receive an online Strength and Conditioning Program which complements their baseball development. Acceleration is an important partner in supporting the growth and strength of the Athlete Development Program.



**BELGRAVIA** are the preferred apparel supplier for Baseball Queensland and provide streamlined ordering platforms that allow our teams and supporters access to quality BQ branded apparel.

The Equity, Diversity and Inclusion Advisory Panel has actively worked towards making baseball more accessible to diverse communities in Queensland. Work recently completed includes a guide for coaches and organisations to deliver programs and activities that are more readily accessible by people with a disability.

Our financial position remains strong, with prudent fiscal management allowing us to allocate resources strategically towards our core objectives. A detailed financial statement is attached for your perusal.

We have continued to develop our suite of policies and procedures and the Board continues this commitment to strong governance as demonstrated by the pending constitution review. Consultation with members is set to commence at the end of October with the aim of updating the constitution to include contemporary changes to the legislature and to ensure it remains fit for purpose moving forward.





I would like to extend my heartfelt gratitude to our dedicated board members, staff, advisory panel groups, volunteers, coaches, players, and their families for their unwavering support throughout the year. Together, we have achieved remarkable progress.

As we look towards the future, our focus remains on sustainable growth, continued youth development, and fostering a culture of inclusivity within the baseball community.

In conclusion, I am confident that with the collective effort, dedication, and passion of our members, Baseball Queensland will continue to thrive and contribute positively to the growth of baseball in Queensland.

Thank you for your ongoing support.

**GARETH JONES**

Chief Executive Officer | BASEBALL QUEENSLAND

PARTICIPATION		
MEMBERSHIP TYPE	21/22	22/23
Masters	262	320
Adult Seniors	1314	1106
Big League (U18)	226	259
Senior League	272	305
Junior League	390	395
Little League Majors	572	640
Little League Minors	460	398
Teeball	401	393
Short Program Jnr	181	162
Short Program Snr	101	127
Tournament	129	132
Women's GBL Full Season	60	106
Women's GBL Short Season	240	362
<b>TOTALS</b>	<b>4608</b>	<b>4705</b>





Photo: Baseball.com.au

## PERFORMANCE PATHWAY

The Performance Pathway Programs at Baseball Queensland are developed and delivered under the direction of Shayne Watson, BQ Performance Pathway Manager and Nick Bachono, Player Development Coordinator. They are supported by Andy Utting, Director Player Development and David Badke, Director Game Development. The Performance Pathway framework fosters a Long-Term Athlete Development philosophy aiming to design and deliver programs for a range of players seeking ongoing development.

2022/23 was another big year for the Performance Pathway Programs. Over 300 BQ members participated in programs scheduled throughout the year ranging from the newly formed Emerging Athlete Programs to QLD representative teams.

Highlighting the year was the U18 and Youth Women Teams winning gold at their respective Australian Championships. In addition, 25 players were selected, and four coaches were appointed to National Squads participating at various national and international events.

The Program would like to congratulate all the players on their commitment to the program and their own development along with the support from their family and friends. In addition, the support and commitment from all the coaches, umpires, scorers, regions, and clubs throughout the year. Many volunteers contribute throughout the year to assist in the delivery of these programs.

**NATIONAL REPRESENTATION:** International baseball is back to normal and following its original formats following COVID pandemic. 2022/23 World Baseball Softball Confederation scheduled World Cup Qualifiers: U18, Auckland (December 2022) and Women's, Canada (August 2023) along with World Cups: U12, Taiwan (August 2023) and U18, Taiwan (September 2023).

In addition, Major League Baseball held their marquee international tournament, World Baseball Classic, Japan (March 2023). Also scheduled, was their international pathway program, MLB International Select Tour (September 2023).

2023 witnessed the introduction to the U16 National Camp (September). This program will be included in the annual National Performance Pathway calendar. Players were selected based on performances from U16 Australian Youth Championships.

### NATIONAL SQUADS

WOMEN'S WORLD CUP SQUAD
Torrington, Amanda
Bradley, Rio
Norrie, Lisa (Coach)

U18 WORLD CUP SQUAD			
Allsworth, Beau	Hyde, Oscar	Overlack, Zane	Durrington, Max ( <i>invitee</i> )
Barlow, Blake	Iddon, Ty	Reed, Cooper	
Calver, Jake	Lovering, Parker	Romero, Raul	
Chessell, Tom	Marshall, Joshua	Sakzewski, Tyler	



U18 WORLD CUP TEAM
Chessell, Tom
Barlow, Blake
Watson, Shayne (Coach)

U18 WORLD CUP QUALIFIER
Barlow, Blake
Allsworth, Beau

U16 NATIONAL CAMP	
Duke, Caleb	Wilford, Wes
Gardiner, Caesar	Wise, Kobi
Kiddle, Liam	Badke, David (Coach)
Overlack, Liam	



U12 WORLD CUP TEAM	
Crew, Chase	Tamura, Litsu
Leigh, Zavier	Wilson, Dan (Coach)
Peterson, Archer	



**US COLLEGE (2023 DEPARTURE):** Two players departed for US College throughout 2023. With selection eligibility for the U18 World Cup Team, players elected to not enrol in College to ensure their eligible for National selection.



MLB INTERNATIONAL SELECT TOUR	
	Durrington, Max
	Watson, Shayne (Coach)



US COLLEGE	
	Ferguson, Jake
	Arnott, Jacob

**QUEENSLAND REPRESENTATION:** 2023 witnessed a full return to the Australian Championships schedule. All four formats were scheduled throughout the year. U16 & U18 AYCs (January 2023) and Youth and Open Women AYWCs (April, 2023).

AUSTRALIAN CHAMPIONSHIP AWARD WINNERS					
AWARD	YOUTH WOMEN	UNDER 16	UNDER 18	OPEN WOMEN (WHITE)	OPEN WOMEN (MAROON)
Golden Glove	Moellers, Holly				Marshall, Hannah
Spirit of the Game	Gattera, Claire			Deegan, Kate	Holland, Jessica
MVP	Paddison, Molly		Barlow, Blake		
Batting		Gardiner, Caesar			
Pitching	Doherty, Paula				

TEAM AWARD WINNERS					
AWARD	YOUTH WOMEN	UNDER 16	UNDER 18	OPEN WOMEN (WHITE)	OPEN WOMEN (MAROON)
MVP	Paddison, Molly	Duke, Caleb	Barlow, Blake	Bastow, Paris	Holland, Jessica
Pitcher	Doherty, Paula	Romero, Rubens	Overlack, Zane	Moffat, Lily	Jameson, Sarah-Jane
Hitter	Wilson, Hannah	Gardiner, Caesar	Calver, Jake	Reid, Emma	Torrington, Amanda
Culture	Van Staden, Ashley	Hardey- Abdy, Eli	Chessell, Tom	Deegan, Kate	Torrington, Amanda

Highlighting the year were the U18 and Youth Women's Teams as they won Gold at their respective championships. U16s finished 4th with Open Women Maroon finished 4th and Open Women Development finished in 6th place.



U18		
Allsworth, Beau	Marshall, Joshua	Romero, Raul
Barlow, Blake	Mason, Reko	Sakzewski, Tyler
Calver, Jake	Overlack, Zane	Scott, Jake
Chessell, Tom	Paolo, Josh	Smith, Zack
Dingli, Hayden	Pietsch, Charlie	Southey, Hunter
Feagaiga, Damian	Polidano, Will	Watson, Remi
Iddon, Ty	Reed, Cooper	
Head Coach	David Badke	
Assistant Coach	Dan Wilson	
Assistant Coach	Kevin Cantwell	
Pitching Coach	Shayne Watson	
Executive Officer	Keith Land	



YOUTH WOMEN		
Doherty, Paula	Moellers, Holly	Stokes, Charlotte
Elliott, Hannah	O'Brien, Hannah	Tate, Emma
Gattera, Claire	Paddison, Molly	Williams, Emma
Hall, Lila	Preston, Ruby	Wilson, Hannah
Hobson, Charlotte	Ruzicka, Ashley	
Lord, Shayne-Elise	Van Staden, Ashley	
Head Coach	Karina Connors	
Assistant Coach	Dave Paddison	
Assistant Coach	Daniel White	
Assistant Coach	Jaiden Holly	
Executive Officer	Maureen Lessmann	



U16		
Amiet, Cooper	Hawaii, Jack	Reed, Lachlan
Calvert, Thomas	Hardey- Abdy, Eli	Romero, Rubens
Chang, Andre	Kiddle, Liam	Shimizu, Sebastian
Crotty, Patrick	McLoughlin, Paddy	Wilford, Wes
Duke, Caleb	Mochizuki, Riku	Wise, Kobi
Durrington, Max	Overlack, Liam	Wollin, Jhett
Gardiner, Caesar	Quinn, Christopher	
Head Coach	Phil Overlack	
Assistant Coach	Trent Durrington	
Assistant Coach	Hideki Shimizu	
Pitching Coach	Camron Reed	
Executive Officer	Brendan Vassallo	

QLD continues to gain momentum at the Open Women Australian Championships as we continue to enter a Development Team into this event. Providing further opportunities for players graduating from Youth Women's will be critical for future sustainable success at the AWCs and potential Emerald's selection.



OPEN WOMEN MAROON		
Bradely, Rio	Jameson, Sarah-Jane	Torrington, Amanda
Butler, Jade	Marshall, Hannah	Van Peppen, Allie
Campbell, Lyndsey	Orchard, Ruby	Weiss, Joe
Foxwell, Kya	Ragau, Brianna	Wyllie, Brittany
Holland, Jess	Rowe, Connie	Zamora, Tamika
Hoshino, Shiori	Toby, Marvontay	
Head Coach	Lisa Norrie	
Assistant Coach	Nick Bachono	
Assistant Coach	Shayne Watson	
Pitching Coach	Chris Norrie	
Executive Officer	Ann-Maree Adams	



OPEN WOMEN DEVELOPMENT		
Bastow, Paris	Moloney, Kirra	Rowe, Cathy
Deegan, Kate	Morrow, Paris	Ryan, Chloe
Hughes, Chelsea	O'Brien, Riley	Stone, Allisa
Liscala, Tiana	Parra, Camilla	Yates, Charlotte
Mitchell, Jessica	Reid, Emma	Zamora, Tamika
Moffat, Lily	Rogers, Mackenzie	
Head Coach	Neal Ragau	
Assistant Coach	Noel Tate	
Pitching Coach	Peter Riggs	
Executive Officer	Georgie Vinton	

**STATE PERFORMANCE SQUAD:** 28 Players were selected in the 2023 squad. Nationally identified and potential College athletes were selected and invited to participate in this Program. In addition, this program is delivered over two phases (Winter and Summer) which fosters Australian Institute of Sport LTAD framework. The Winter phase was delivered over 16 weeks of intensive periodised training, preparing for summer events. The Summer phase will continue and provide as maintenance program throughout the Summer Season and compliment selected U16 & U18 QLD program.









**STATE DEVELOPMENT SQUAD:** Following positive feedback from last year, this program continued to schedule a strength and conditioning block in the early stages of the off season. Expanding the program to 16 weeks (5-week S&C phase, 11-week skill development/ S&C phase). Midweek sessions were scheduled locally for players (Brisbane and Gold Coast), with the Sunday sessions as full squad training. Inclusion of Futures League into the Development Squad Program provided consistency and stability for players ongoing development. Totalling 91 players participated in this program selected from U16, U18, Youth and Open Women's QLD programs. In addition, Regions were provided opportunities to nominate players into the program.

**FUTURES LEAGUE:** 2023 saw the inclusion of U16 and U18 Futures League into the Performance Pathway framework. The intent for this decision was to provide consistency across all BQ programs and was also used as a selection process for 2023 Showcase Event. Included in the Development Squad calendar, this League formed 'Phase 3' of the program having Development Squad players compete in double headers every Sunday. The decision also created an opportunity to expand the competition to U18s along with adding a fifth team into the U16 age group.



**SHOWCASE EVENT:** This event is in its second year following the decision that was made to remove the U16 & U18 State Titles from the annual calendar. Used as the final selection process for the U16 and U18 State Teams, a total of 82 players competed at this event. Players were in their age groups and split into teams that were organised by the respective QLD coaching staff (U18 x 2 teams, U16 x 3 teams). Following feedback from last year along with the expansion of Futures League, this event had reduced numbers in 2023. Baseball QLD has met the feedback provided for this event and will continue this format for future years.

## SHAYNE WATSON

Performance Program Manager | BASEBALL QUEENSLAND

## PLAYER DEVELOPMENT


In 2023 our collective efforts have been centred around strategic growth, regional engagement, and fostering a culture of inclusivity. Through flagship initiatives like the Emerging Athlete Program and collaboration with various working groups, we've seen a tangible increase in participation, a testament to our commitment to nurturing talent and expanding the baseball community in Queensland. Our efforts to strategically develop and diversify playing opportunities were realised through the initiation and sustaining of various programs totalling 405 participants in BQ development programs.

**PARTICIPATION INCREASE:** One of the most remarkable aspects of this year's EAP has been the extraordinary growth we've witnessed with 405 participants in BQ development programs. Also 212 athletes in the EAP, a 212% increase from last year's program. This represents a substantial increase, reflecting the strong demand for high-quality baseball development programs in our community.

2022/2023 PARTICIPATION SNAPSHOT		
Emerging Athlete Program	234 Athletes	37 Coaches
Gold Coast Barclay Cup 2022	28 Athletes	6 Coaches
Gold Coast Classic LL Girls Team	12 Athletes	4 Coaches
Development Shield (LL Girls Team)	12 Athletes	4 Coaches
Barclay Cup 2023	14 Athletes	4 Coaches
QLD Girls x Women's Program Training	14 Senior	28 Junior
U14 & E14 Futures League	91 Athletes	15 Coaches



**REGIONAL GROWTH:** Our commitment to providing opportunities for athletes has led us to expand our program locations in regional QLD. From three initial metropolitan ADP, we expanded to seven EAP locations in 2023, making it even more accessible to aspiring baseball players across our region. This expansion has allowed us to tap into new talent pools and foster the growth of the sport.



**EMPOWERING DIVERSITY:** In 2023, a significant spotlight was cast on bolstering youth girls' participation within our baseball programs. With a tailored approach, initiatives such as the Gold Coast Barclay Cup 2022, Gold Coast Classic LL Girls Team, and Development Shield – LL Girls Team were launched, each carving out unique spaces for young female athletes to thrive. Furthermore, the QLD Girls x Women's Program Training Session reinforced this commitment, offering specialised training environments for both senior and junior players. Through these concerted efforts, Baseball Queensland has made tangible strides in fostering a diverse and inclusive environment for the next generation of female baseball talent.

The **EMERGING ATHLETE PROGRAM** was thoughtfully designed as a foundational program for athletes aligning with our Performance Pathway. Its primary aim was to provide comprehensive development strategies for athletes from Little League to U18, focusing on improving baseball skills and fundamental movement patterns essential for individual growth. Our on-field training sessions have been the heart and soul of the EAP. We conducted a total of 60 on-field training sessions, offering athletes the opportunity to refine their skills and deepen their understanding of the game. These sessions have been a breeding ground for excellence, and we're proud of the progress our athletes have made.




EMERGING ATHLETE PROGRAM SNAPSHOT	
234 Athletes	37 Coaches
60 Sessions	7 Regions

### NICK BACHONO

Player Development Coordinator | BASEBALL QUEENSLAND







## GAME DEVELOPMENT

In 2023, Baseball Queensland continued its commitment to the growth and development of baseball in the region through a variety of initiatives with a focus on recruitment of new players at the grassroots level. This report highlights some of the key achievements and programs undertaken with the goal of enhancing the baseball experience for players, coaches, and schools.

**SCHOOL RECRUITMENT:** One of the primary objectives of Baseball Queensland in 2023 was to increase participation in the sport among primary school students. To achieve this, we collaborated with eight Greater Brisbane League (GBL) clubs, North Queensland, and the Gold Coast Baseball Association (GCBA) to deliver school recruitment clinics. These clinics reached over 17,000 students in the lead-up to the new season.



**SCHOOL AMBASSADOR PROGRAM:** The School Ambassador Program was launched with great success in 2023. This program aims to empower interested staff members at schools to promote and teach baseball. To support these ambassadors, we developed comprehensive resources, including primary school unit plans, rubrics, and activity cards. These resources were written in collaboration with feedback from teachers and an educational consultant, ensuring that they are inclusive, age appropriate and sequential. This year there were also 40 teachers and 20 teaching students who received professional development in Baseball5 or TBall coaching.

**RESOURCES:** In our efforts to promote inclusivity within the sport, we partnered with Griffith University occupational therapist students. Together, we developed resources to support coaches in adapting and modifying their sessions to be inclusive for all participants. This initiative ensures that baseball remains accessible to individuals of all abilities, fostering a sense of belonging and community within the sport.

Furthermore, we have plans to further develop resources. These resources will focus on supporting club coaches in delivering effective baseball sessions to their players.

**LITTLE LEAGUE TOURNAMENTS - DEVELOPMENT SHIELD:** In addition to the traditional State Titles for various age groups, we introduced the Development Shield for Little League Division Three in 2023. This innovative competition aimed to improve player skills and create a more enjoyable baseball experience. By providing a platform for players at all skill levels to compete and grow, we are nurturing the future of baseball in Queensland.

**CONCLUSION:** In 2023, Baseball Queensland continued to make significant strides in its game development initiatives. From expanding school recruitment efforts to empowering school ambassadors and promoting inclusivity, we are committed to continuing to grow Baseball.



### DANIEL SPIERS

Game Development Manager | BASEBALL QUEENSLAND

## CLUB SUPPORT

The past 12 months has represented a learning experience, exploring, and assessing where our clubs and regions are at and identifying areas for growth. Translating those identified areas of growth into two key new resources.



Club Hub represents one of the largest information hubs for a sporting organisation in Australia, and upon completion will rival the countries' largest sports for breadth of information available.

As it exists today, the Baseball Queensland Club Hub is merely a foundation, a baseline of key resources across areas of Club Management, Participation, Communications, Funding and Facilities, with plans underway for the development of new sections, pages, and resources. Collaborations with other BQ staff will result in an extensive wide-reaching knowledge base for all Baseball Queensland clubs and regions to take advantage of, now and into the future.

Alongside Club Hub, came the launch of the Club Support Newsletter, a monthly newsletter that provides clubs with news, relevant updates around tournaments, trainings, webinars, and current grant and funding opportunities. The newsletter will continue to grow, improve, and evolve, focusing on more targeted information and educational content which I hope will assist clubs and regions across the state to achieve their goals and grow the sport.

I've appreciated the opportunity to provide individual clubs with tailored support and guidance across a number of focus areas, including recruitment, digital media, and grants. I look forward to continuing to work with clubs to secure grants for their priority projects, assess and improve their recruitment initiatives and work to grow and modernise their online presence.

There are a number of projects in the works that I can't wait to publicly release, and I look forward to continuing to deliver further support and resources to all of our clubs and regions for another 12 months.

I'd like to wrap up my report by saying a massive thank you to all of our volunteers across the state. Whether you lend 10 minutes of your time, or 10s of hours each and every week, your contributions are the reason that our clubs and regions exist and function. Without you, the sport wouldn't be anywhere close to what it is. I appreciate you, and I thank you immensely for dedicating your time to the development of our sport.

*(and as a side note, make sure to nominate fellow coaches, scorers, umpires and volunteers for the monthly awards, you all deserve to be recognised!)*

### NICK WYLLIE

Club Support Coordinator | BASEBALL QUEENSLAND





Photo: Nigel Hallett, The Sunday Mail



## DIGITAL MEDIA

During this year, we've had the privilege of immersing ourselves in the heart of the Queensland baseball community, witnessing its remarkable strength and unity. One standout initiative has been showcasing exceptional individuals like Alexis from Surfers Paradise Baseball Club. Her inspiring story, and successes as an athlete with cerebal palsy embodies the unwavering spirit of our community. It's heartwarming to see how these stories motivate not only our current members but also people throughout the wider community.

Capturing moments from various tournaments through photography has not only allowed us to capture the passion and excitement of our sport but has also played a vital role in expanding our digital footprint. In addition to this, our community's contributions of high-quality images have greatly enriched our efforts; the quality of these photos are amazing so keep them coming! This visual storytelling approach, combined with the growth of our online presence through regular content on our social media, the re-design of our website with the addition of the online calendar and the all new Club Hub (huge shoutout to Nick Wyllie for all his hard work), and the effectiveness of our monthly Email Marketing (EDM) campaign, has collectively broadened our reach.



These initiatives have made our online presence more user-friendly and informative, ultimately aiding in spreading the love of baseball in Queensland and keeping our members well-informed and deeply engaged with the vibrant baseball community.

Collaborating with Daniel Spiers for school recruitment and reworking our performance program information/resources with Shayne Watson and Nick Bachono has been crucial in shaping the path from grassroots to high-performance levels. This work, done in close partnership with Andrea and the Equity, Diversity, and Inclusivity (EDI) team, reflects our commitment to sharing stories that highlight the diversity and inclusivity in our sport, including grassroots initiatives, school clinics and volunteers. The amazing progress we've achieved could not have been possible without the guidance and support from CEO, Gareth Jones, and the dedicated Board. Their vision and commitment have been instrumental in steering our efforts towards a brighter future for baseball in Queensland.

On a social level, organising the Hall of Fame & Awards Dinner was a significant highlight. This event featured inspirational stories from Hall of Famers and celebrated the emergence of young talents, promising a bright future for baseball in Queensland. The event would not have been a success without Daniel White and the Heritage Advisory Panel (HAP) and our absolute Admin superstar Danica Trotter.

Looking ahead, we look forward to building on the connections we've made and the knowledge we've gained. Our focus will be on improving communication, expanding our reach, and fostering partnerships with the Brisbane Bandits and Baseball Australia. We aim not only to increase the number of players but also to boost viewership, making baseball a truly engaging and inclusive sport for all.

### AKANE HATAI

Digital Media Manager | BASEBALL QUEENSLAND

## FINANCE

**INTRODUCTION:** Firstly, I would like to thank my colleagues on the Board of Management and the Baseball Queensland (BQ) CEO, Gareth Jones for their guidance and assistance throughout what was a watershed year for BQ.

Also, I would like to say a huge thankyou to the BQ Accountant, Kelly Coomber, for her tireless efforts in running the day-to-day accounting responsibilities of BQ and for providing me, and ultimately the Board, with sound advice as and when required. BQ would not be in such a good financial position without her contributions.

For the year ended 30 June 2023 (FY2023), BQ recorded a surplus of \$79,469 compared to a budgeted deficiency of \$69,585. The difference between the actual result and the budgeted result can be attributed to, but not limited to, higher than budgeted player registration fees, unbudgeted State Direct Investment Funding and better than expected sponsorship revenue. Further to these amounts, there were savings on budgeted employment expenses as the new five (5) staff roles created in the previous financial year were not filled until the September 2022.

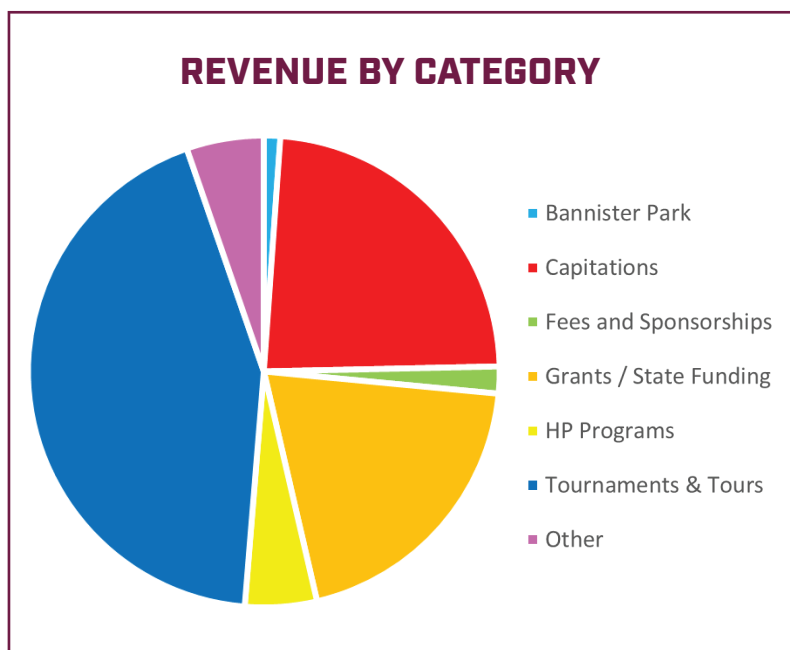
The Balance Sheet for FY2023 shows a strong financial position with a sound net asset position. This position is mainly supported by cash and cash equivalents recorded at the same date.

**FINANCIAL STATEMENTS:** On behalf of BQ, I present the Financial Statements for FY2023.

In accordance with the requirements of the Associations Incorporated Act 1981 (Queensland), AH Jackson & Co has audited the financial records of BQ.

**INCOME STATEMENT:** For FY2023 BQ recorded total revenue of \$1,475,670 (FY2022: \$1,205,805), representing an increase of 22.38%. The increase in revenue can largely be attributed to:

- A 15.03% increase in Capitulations due to higher-than-expected player registration numbers;
- A 31.79% increase in Grants / State Funding following the receipt of unbudgeted State Direct Funding;
- A 42.17% increase in revenue for Tournaments & Tours due to the recommencement of U16 & U18 Australian Youth Championships, LL Pathway National Championships and the Women’s and Youth Women’s National Championships.; and



- A 231.08% increase in Other Income. This mainly consisted of meal sales for State Titles, Bank Interest and Fines.

Total expenses, including depreciation, for FY2023 totalled \$1,396,201 (FY2022: \$1,004,554). The 38.99% increase in expenses can be largely attributed to:

- A 65.94% increase in Administration Costs which includes Bookkeeping Expenses, Computer Expenses, Sports Club HQ Fees, Phone Expenses, Bad Debts and Marketing and Promotion Expenses;
- A 63.08% increase in Development and Employment Expenses, which includes Umpire Development Expenses, Wages, Leave Provisions; Superannuation Expenses; and Contractor Expenses;
- A 126.65% increase in Meal Expenses due to the recommencement of U16 & U18 Australian Youth Championships, LL Pathway National Championships and the Women's and Youth Women's National Championships; and
- A 215.61% increase in Travel Expenses due to the recommencement of Staff being able to travel to North Queensland and Other Regional Areas following the lifting of COVID restrictions.

The above resulted in BQ recording a surplus of \$79,469 in FY2023 (FY2022: \$201,251).



**BALANCE SHEET:** Total assets were recorded at \$1,068,159 for FY2023 (FY2022: \$992,118). The 7.66% increase in total assets was supported by higher cash reserves, inventories, prepayments, and accruals. This was partially offset by lower trade debtors and fixed assets.

Total liabilities were recorded at \$214,824 for FY2023 (FY2022: \$218,253). The 1.57% decrease in liabilities was supported by lower trade creditors, interest bearing liabilities, provisions, and accruals. This was largely offset by a significant increase in revenue in advance. The increase in revenue in advance can be attributed to the accrual of invoices for the State Performance Squad, the State Development Squad and the Emerging Athlete Program which all commenced after the end of FY2023.

The increase in total assets and decrease in total liabilities resulted in an overall increase in net assets of 10.27% to \$853,335 for FY2023 (FY2022: \$773,865). This increase was supported by the retention of the trading surplus recorded for the year.

As at FY2023, current assets were recorded at \$685,878 (FY2022: \$583,613), with current liabilities recorded at \$214,824 (FY2022: \$215,103). This resulted in working capital of \$471,054 as at FY2023 (FY2022: \$368,510).

All the above figures show that BQ is in a strong financial position.

**BUDGET FOR FY2024:** As stated above, FY2023 was a year of consolidation for BQ. The first part of the strategic plan was implemented, which saw the employment of five (5) new staff members. This will see the cost of wages and salaries, along with other employee on-costs, increase in FY2024 as we have our first full financial year with our full staffing complement.

Employment expenses will also increase due to increases in salaries for the staff. These increases are due to increases in the award rates of pay and in line with prevailing market rates. There has also been an increase in the Pathway Levy Provision. The increase in the Pathway Levy Provision was to bring this provision in line with the market rate for the employment of a Performance Pathway Manager once the existing agreement with Baseball Australia ends at the of FY2024 and to ensure that the Performance Pathway Programs are self-sufficient.

For FY2024, BQ will look to continue to implement other items in the strategic plan. These items focus on growing our membership and better servicing our existing members and clubs. To this end, a spend of approx. \$130,000 for the Game Development Portfolio has been included in the budget for FY2024 to facilitate the organising and running of school recruitment clinics across the State, including Gympie, Townsville, and Cairns.

The other major change in the budget was the change in the way BQ's State Government Grant is structured. The Grant is now split into two (2) parts, being an initial guaranteed funding round, and then a "performance / criteria" base funding round. The performance / criteria had not been fully finalised as of the beginning of FY2024. This change meant that instead of \$200,000 in guaranteed State Funding, BQ can only expect \$145,000 in guaranteed funding.

BQ have been advised by the State Government that the remainder of the funding should be made available once the criteria are finalised.

The increases in expenses, together with the potential decrease in funding, means that BQ is forecasting to operate at a deficiency of \$237,500 for FY2024. This is assuming that BQ does not receive the \$55,000 in performance / criteria based funding.

If we do receive the performance / criteria based, the deficiency will decrease to \$182,500. It should also be noted that the \$130,000 spend for the Game Development Portfolio includes the cost of hiring a Part-Time Development Officer (at 20-hours per week) and the cost of purchasing significant amounts of new equipment. If the performance / criteria funding is not realised, we will not employ the Development Officer, saving approx. \$40,000 and look at purchasing only essential pieces of equipment, which should realise a saving of between \$10,000 and \$15,000. These two (2) measures will offset the loss of funding.

The remaining trading deficiency will be funded by the strong cash balance held by BQ.

**CONCLUSION:** As stated above, BQ is in a strong financial position, with a strong cash balance. BQ will now look to start "re-investing" this cash balance into growing the game and better supporting our current members and clubs.

These continue to be exciting times for BQ, especially with the announcement of the inclusion of Baseball in the 2028 Olympics. BQ will look to leverage this to further consolidate and grow its position in the Queensland sporting landscape and further leveraging the potential inclusion of baseball in the 2032 Olympics.

## **BRENDAN VASSALLO**

*Director (Finance) | BASEBALL QUEENSLAND*



# Annual Financial Statements

BASEBALL QLD INC

**ABN 91 683 142 548**

For the year ended 30 June 2023

# Contents

3	Directors' Report
5	Income Statement
6	Balance Sheet
8	Notes to the Financial Statements
12	Directors' Declaration
13	Auditor's Report



# Directors' Report

For the year ended 30 June 2023

## Director's Report

The directors of Baseball Queensland present their report of Baseball Queensland for the financial year ended 30 June 2023.

### Directors

The names and particulars of the directors throughout the year and at the date of this report are:

Committee Member	Position
Chris Norrie	Commissioner
Allan Connors	Deputy Commissioner (resigned 13 October 2022)
David Badke	Deputy Commissioner & Director of Game Development
Andrea Marshall	Director of Projects, Diversity and Inclusion
Damien Kelly	Director of Membership Services (resigned 31 December 2023)
Brendan Vassallo	Director of Finance
Rodney Gaunt	Director of Administration and Communications
Andy Utting	Director of Player Development (appointed 13 October 2022)
Daniel White	Director of Member Services and Events (appointed 31 December 2023)

### Principal Activities

The principal activities were all those associated with being the governing body for baseball in Queensland

### Significant Events

No significant change in the nature of these activities occurred during the year.

### Operating Result

The operating surplus after providing for depreciation for the year ended 30 June 2023 was \$79,469.30 (2022: \$201,251.24)

### Events after reporting date


No matters or circumstances have arisen since the end of the financial year which significantly affected or may significantly affect the operations of the Association.

Signed in accordance with a resolution of the directors.

*Chris Norrie*

Chris Norrie (Commissioner)

Date: 23/10/2023

 DocuSigned by:



30232034783845C...

Brendan Vassallo (Director of Finance)

Date: 23/10/2023



# Income Statement

For the year ended 30 June 2023

	NOTES	2023	2022
<b>Baseball Queensland Income</b>			
<b>Operating Income</b>			
Bank Interest		6,337	201
Bannister Park Revenue		16,602	27,201
Capitations		347,296	301,915
Fees and Sponsorships		27,211	42,220
GBL		-	16,020
Grants Received		245,000	210,000
Meal Sales		32,144	-
Other Income		13,779	7,396
Program Fees		72,625	137,828
State Funding		48,224	12,500
Tournaments & Tours Athlete Levy		640,514	450,522
Uniforms & Clothing		25,939	-
<b>Total Operating Income</b>		<b>1,475,670</b>	<b>1,205,805</b>
<b>Baseball Queensland Expenses</b>			
Administration Costs		-208,099	-125,408
Development Officer Expenses		-39,711	-5,226
Employment Expenses		-375,457	-249,356
GBL		0	-6,405
Inventory Write Off		-14,181	124
Legal Expenses		-5,250	-4,280
Meals		-91,401	-40,327
Program Delivery		-503,041	-400,924
Repair and Maintenance		18,392	-68,494
Sundry Expenses		-341	-1,477
Travel		-123,985	-39,284
Utilities		-25,395	-23,080
<b>Total Baseball Queensland Expenses</b>		<b>-1,368,470</b>	<b>-964,137</b>
<b>Baseball Queensland Operating Surplus/(Deficiency)</b>		<b>107,201</b>	<b>241,668</b>
<b>Depreciation</b>			
Depreciation		-27,731	-40,417
<b>Total Operating Surplus/(Deficiency) after depreciation</b>		<b>79,469</b>	<b>201,251</b>

# Balance Sheet

As at 30 June 2023

	NOTES	2023	2022
<b>Assets</b>			
<b>Current Assets</b>			
Cash and Cash Equivalents		621,147	529,557
Stock on Hand	2	22,176	12,472
Trade Debtors	3	33,658	36,023
Deposits		2,400	-
Prepayments		6,498	5,561
<b>Total Current Assets</b>		<b>685,878</b>	<b>583,613</b>
<b>Non Current Assets</b>			
<b>Computer Equipment</b>			
Computer Equipment		24,378	22,872
Less: Accumulated Depn Computer Equipment		-24,308	-21,323
<b>Total Computer Equipment</b>		<b>70</b>	<b>1,549</b>
<b>Office Furniture</b>			
Office Furniture		6,801	6,801
Less: Accumulated Depn Office Furniture		-5,866	-5,127
<b>Total Office Furniture</b>		<b>935</b>	<b>1,674</b>
<b>Equipment Trailer</b>			
Equipment Trailer		3,273	3,273
Less: Accumulated Depn Equipment Trailer		-3,273	-3,273
<b>Total Equipment Trailer</b>		<b>-</b>	<b>-</b>
<b>Equipment</b>			
Equipment		110,564	110,564
Less: Accumulated Depn Equipment		-110,123	-106,638
<b>Total Equipment</b>		<b>441</b>	<b>3,926</b>
<b>Bannister Park Works</b>			
Bannister Park Works		439,378	439,378
Less: Accumulated Depn Bannister Park Works		-61,695	-46,994
		<b>377,683</b>	<b>392,383</b>
<b>Total Property, Plant &amp; Equipment</b>		<b>379,128</b>	<b>399,533</b>
<b>Right of use Asset</b>			
Right of use Asset		27,484	27,484
Less: Accumulated Depn Right for use Asset		-24,332	-18,512
<b>Total Right of Use Asset</b>		<b>3,152</b>	<b>8,973</b>
<b>Total Non Current Assets</b>		<b>382,280</b>	<b>408,505</b>
<b>Total Assets</b>		<b>1,068,159</b>	<b>992,118</b>



	NOTES	2023	2022
<b>Liabilities</b>			
<b>Current Liabilities</b>			
Accounts Payable		16,037	61,482
Leased Liability		3,150	5,821
Accrued Expenses		25,058	6,850
Bannister Park Accruals		0	50,000
<b>Total Accrued and Payable Expenses</b>		<b>44,244</b>	<b>124,153</b>
<b>ATO Liabilities</b>			
GST Accruals		8,819	12,777
<b>Total ATO Liabilities</b>		<b>8,819</b>	<b>12,777</b>
<b>Employee Entitlements</b>			
Wages Payable		9,984	3,946
Superannuation Payable		1,373	2,264
Annual Leave Accrual		13,651	8,160
Long Service Leave Accrual		41,555	39,334
TOIL Accrual		4,818	2,563
PAYG Payable		3,632	15,629
<b>Total Employee Entitlements</b>		<b>75,014</b>	<b>71,897</b>
<b>Revenue Received in Advance</b>			
Revenue Received in Advance		86,747	6,275
<b>Total Revenue Received in Advance</b>		<b>86,747</b>	<b>6,275</b>
<b>Total Current Liabilities</b>		<b>214,824</b>	<b>215,103</b>
<b>Non-Current Liabilities</b>			
Leased Liability		0	3,150
<b>Total Non-Current Liabilities</b>		<b>0</b>	<b>3,150</b>
<b>Total Liabilities</b>		<b>214,824</b>	<b>218,253</b>
<b>Net Assets</b>			
<b>Equity</b>			
Current Year Earnings		79,469	201,251
Retained Total Earnings		773,865	572,614
<b>Total Equity</b>		<b>853,335</b>	<b>773,865</b>

# Notes to the Financial Statements

For the year ended 30 June 2023

## 1. Summary of Significant Accounting Policies

The principal accounting policies adopted in preparation of these financial statements are set out below. These policies have been consistently applied to all the years presented, unless otherwise stated.

### (a) Basis of Preparation

The financial statements are special purpose financial statements prepared in order to satisfy the financial reporting requirements of the Associations Incorporation Act (QLD) 1981. The Board has determined that the association is not a reporting entity.

The financial statements have been prepared on an accrual basis and are based on historic costs and do not take into account changing money values or, except where stated specifically, current valuations of non-current assets.

The Association refers to its governing body as a Board rather than a Committee and representatives as directors.

### (b) Revenue recognition and other Income

Revenue is measured at the fair value of the consideration received or receivable after considering any trade discounts and volume rebates allowed. For this purpose, deferred consideration is not discounted to present values when recognising revenue.

Interest revenue is recognised using the effective interest method, which for floating rate financial assets is the rate inherent in the instrument. Dividend revenue is recognised when the right to receive a dividend has been established.

Grant and donation income is recognised when the entity obtains control over the funds, which is generally at the time of receipt, regardless of when the funds are spent.

### (c) Leases – Baseball Queensland as lessee

Baseball Queensland assesses whether a contract is or contains a lease, at inception of the contract. Baseball Queensland recognises a right-of-use asset and a corresponding liability with respect to all lease arrangements in which it is the lessee, except for short-term leases (defined as leases with a lease term of 12 months or less). For these leases, Baseball Queensland recognises the lease payments as an operating expense on a straight-line basis over the term of the lease.



The lease liability is initially measured at the present value of the lease payments that are not paid at the commencement date, discounted by using a rate of 7% of Office Equipment and 3% for Property.

Lease payments included in the measurement of the lease liability comprise:

- Fixed lease payments
- The amount expected to be payable to by the lessee under residual value guarantees

The lease liability is presented as a separate line in the Balance Sheet. The right-of-use assets comprise the initial measurement of the corresponding lease liability, lease payments made at or before the commencement day, less any lease incentives received and any initial direct costs. They are subsequently measured at cost less accumulated depreciation and impairment losses.

Right-of-use assets are depreciated over the shorter period of lease term and useful life of the underlying asset. The depreciation starts at the commencement date of the lease. The right-of-use assets are presented as a separate line in the Balance Sheet.

**(d) Cash and cash equivalents**

Cash on hand includes cash on hand, deposits held at call with banks, and other short-term highly liquid investments with original maturities of three months or less.

**(e) Property, plant and equipment**

Leasehold improvements and office equipment are carried at cost less, where applicable, any accumulated depreciation.

The depreciable amount of all Property, Plant and Equipment less than \$5,000 is depreciated immediately. All assets Property, Plant and Equipment greater than \$5,000 is is depreciated over the useful lives of the assets to the association commencing from the time the asset is held ready for use.

Leasehold improvements are amortised over the shorter of either the unexpired period of the lease or the estimated useful lives of the improvements. The lease on Bannister Park is in perpetuity and therefore the amortization of improvements at Bannister Park is over the estimated useful life of the assets.

**(f) Inventory valuation**

Inventories are measured at the lower of cost and net realisable value. Costs are assigned on a first-in, first-out basis and include direct materials, direct labour and an appropriate proportion of variable and fixed overhead expenses.

**(g) Employee Benefits**

Liabilities for wages and salaries, including non-monetary benefits, annual leave, long service leave

and time in lieu expected to be wholly settled within 12 months of the end of the reporting period are recognised in respect of employees' services rendered up to the end of the reporting period. They are measured at amounts expected to be paid when the liabilities are settled.

**(h) Goods and services tax (GST)**

Revenues, expenses and assets are recognised net of the amount of GST, except where the amount of GST incurred is not recoverable from the Australian Taxation Office (ATO). Receivables and payables are stated inclusive of the amount of GST receivable or payable. The net amount of GST recoverable from, or payable to, the ATO is included with other receivables or payables in the assets and liabilities statement.

**(i) Reclassification of prior year result**

During the year, the Association adopted new processes within its accounting software which included remapping the chart of accounts. Accordingly, the prior year financials have been reclassified in line with this change to accurately report comparative financial information.

## 2. Stock on Hand

Stock on Hand includes inventory on hand at balance date less any obsolete stock.

	<b>2023</b>	<b>2022</b>
Inventory at cost	22,176	12,472
<b>Total Stock on Hand</b>	<b>22,176</b>	<b>12,472</b>

## 3. Accounts Receivable and Other Debtors

Accounts receivable and other debtors include amounts due from members as well as amounts receivable from donors. Receivables expected to be collected within 12 months of the end of the reporting period are classified as current assets. All other receivables are classified as non-current assets.

**a) Movement in expected credit losses**

	<b>2023</b>	<b>2022</b>
Trade Debtors	42,448	42,256
Allowance for expected credit losses	-8,790	-6,232
<b>Total Trade Debtors</b>	<b>33,658</b>	<b>36,023</b>

Expected credit losses on trade debtors are raised on an individual assessment of debtors. Creation and release of provision has been included in "administration costs" in the income statement. Amounts charged to the allowance account are generally written off when there is no expectation of recovering additional funds.



Included in the trade debtors' balance are debtors with a net carrying value of \$6,232 (2021: \$1,070) that are past due at the reported date. The expected credit losses methodology has been applied to these trade debtors in line with AASB9. No interest is charged on outstanding trade debtors.

#### 4. Accounts Payable and Other Payables

Accounts payable and other payables represent the liability outstanding at the end of the reporting period for goods and services received by the association during the reporting period that remain unpaid. The balance is recognised as a current liability with the amounts normally paid within 30 days of recognition of the liability.

# Directors Declaration

The directors declare that:

- a) The statements attached to this certificate give a true and fair view of the financial position and performance of Baseball Queensland during and at the end of the financial year of the association ending on 30 June 2023
- b) There are reasonable grounds to believe that Baseball Queensland will be able to pay its debts as when they become due and payable

The declaration is made in accordance with a resolution of the Board of Directors.




Chris Norrie

Commissioner

Date: 23/10/2023

DocuSigned by:



30232034783845C...

Brendan Vassallo

Director of Finance

Dated: 23/10/2023





Partners:  
Emmanuel Georga  
Elias Manicaros  
Ben Odgers

Level 3 HQ South Tower  
520 Wickham Street  
PO Box 1252  
Fortitude Valley QLD 4006

Phone: 07 3253 1500  
Fax: 07 3257 2667  
Web: [www.ahjackson.com](http://www.ahjackson.com)  
ABN: 51 698 074 811

## Independent Auditor's Report to the Members of Baseball Queensland Inc

### Report on the Audit of the Financial Report

#### Opinion

We have audited the accompanying financial report, being a special purpose financial report, of Baseball Queensland Inc (the Entity), which comprises the balance sheet as at 30 June 2023, the income statement for the year then ended, notes comprising a summary of significant accounting policies and other explanatory information, and the directors' declaration.

In our opinion, the financial report presents fairly, in all material respects, the financial position of Baseball Queensland Inc as at 30 June 2023 and its financial performance for the year then ended in accordance with the financial reporting requirements of the *Associations Incorporation Act (QLD) 1981*.

#### Basis for Opinion

We conducted our audit in accordance with Australian Auditing Standards. Our responsibilities under those standards are further described in the Auditor's responsibilities for the audit of the Financial Report section of our report. We are independent of the Entity in accordance with ethical requirements of the Accounting Professional and Ethical Standards Board's APES 110 Code of Ethics for Professional Accountants (including Independence Standards) (the Code) that are relevant to our audit of the financial report in Australia. We have also fulfilled our other ethical responsibilities in accordance with the Code. We believe that the audit evidence we have obtained is sufficient and appropriate to provide a basis for our opinion.

#### Emphasis of matter – Basis of accounting

We draw attention to Note 1 of the financial report, which describes the basis of accounting. The financial report is prepared to assist the Entity to meet the reporting requirements of the Associations Incorporations Act (QLD) 1981. As a result, the financial report may not be suitable for another purpose. Our report is intended solely for the Entity and should not be distributed to or used by parties other than the Entity.

Our opinion is not modified in respect of this matter.

#### Other information

The Entity refers to its governing body as a Board rather than a Committee and representatives as directors. For the purposes of consistency, we have used similar terminology within this report.

The directors are responsible for the other information. The other information obtained at the date of this auditor's report is information included in the board's report but does not include the financial report and our auditor's report thereon.

Our opinion on the financial report does not cover the other information and accordingly we do not express any form of assurance conclusion thereon.

In connection with our audit of the financial report, our responsibility is to read the other information and, in doing so, consider whether the other information is materially inconsistent with the financial report or our knowledge obtained in the audit, or otherwise appears to be materially misstated.

If, based on the work we have performed on the other information obtained prior to the date of this auditor's report, we conclude that there is a material misstatement of this other information, we are required to report that fact. We have nothing to report in this regard.

## **Independent Auditor's Report to the Members of Baseball Queensland Inc**

### **Responsibilities of directors and those charged with governance for the Financial Report**

Directors are responsible for the preparation and fair presentation of the financial report and have determined that the basis of preparation described in Note 1 is appropriate to meet the requirements of the members and for such internal control as directors determine is necessary to enable the preparation and fair presentation of a financial report that is free from material misstatement, whether due to fraud or error.

In preparing the financial report, directors are responsible for assessing the Entity's ability to continue as a going concern, disclosing, as applicable, matters relating to going concern and using the going concern basis of accounting unless directors either intend to liquidate the Entity or to cease operations, or has no realistic alternative but to do so.

Those charged with governance are responsible for overseeing the Entity's financial reporting process.

### **Auditor's responsibilities for the audit of the Financial Report**

Our objectives are to obtain reasonable assurance about whether the financial report as a whole is free from material misstatement, whether due to fraud or error, and to issue an auditor's report that includes our opinion.

Reasonable assurance is a high level of assurance, but is not a guarantee that an audit conducted in accordance with the Australian Auditing Standards will always detect a material misstatement when it exists. Misstatements can arise from fraud or error and are considered material if, individually or in the aggregate, they could reasonably be expected to influence the economic decisions of users taken on the basis of this financial report.

As part of an audit in accordance with Australian Auditing Standards, we exercise professional judgment and maintain professional scepticism throughout the audit. We also:


- Identify and assess the risks of material misstatement of the financial report, whether due to fraud or error, design and perform audit procedures responsive to those risks, and obtain audit evidence that is sufficient and appropriate to provide a basis for our opinion. The risk of not detecting a material misstatement resulting from fraud is higher than for one resulting from error, as fraud may involve collusion, forgery, intentional omissions, misrepresentations, or the override of internal control.
- Obtain an understanding of internal control relevant to the audit in order to design audit procedures that are appropriate in the circumstances, but not for the purpose of expressing an opinion on the effectiveness of the Entity's internal control.
- Evaluate the appropriateness of accounting policies used and the reasonableness of accounting estimates and related disclosures made by directors
- Conclude on the appropriateness of directors' use of the going concern basis of accounting and based on the audit evidence obtained, whether a material uncertainty exists related to events or conditions that may cast significant doubt on the Entity's ability to continue as a going concern. If we conclude that a material uncertainty exists, we are required to draw attention in our auditor's report to the related disclosures in the financial report or, if such disclosures are inadequate, to modify our opinion. Our conclusions are based on the audit evidence obtained up to the date of our auditor's report. However, future events or conditions may cause the Entity to cease to continue as a going concern.
- Evaluate the overall presentation, structure and content of the financial report, including the disclosures, and whether the financial report represents the underlying transactions and events in a manner that achieves fair presentation.



**Independent Auditor's Report to the Members of Baseball Queensland Inc**

We communicate with those charged with governance regarding, among other matters, the planned scope and timing of the audit and significant audit findings, including any significant deficiencies in internal control that we identify during our audit.

**AH Jackson & Co**

A handwritten signature in black ink, appearing to be 'Elias Manicaros', written over a horizontal line. The signature is stylized and somewhat abstract.

**Elias Manicaros**  
Partner

Brisbane, 23 October 2023

## Register of Changes to this 2023 Baseball Queensland Annual Report

Publish Date	Document Version	Pages Affected	Description of Revision and reason for change.	Author
8/11/23	V1.1	12	Incorrect name for Youth Women's Team Hitting Award. Hannah O'brien changed to Hannah Wilson.	Shayne Watson



[WWW.BASEBALLQUEENSLAND.COM.AU](http://WWW.BASEBALLQUEENSLAND.COM.AU)